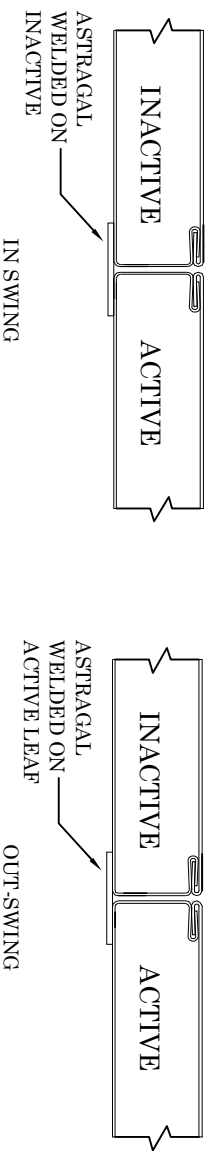
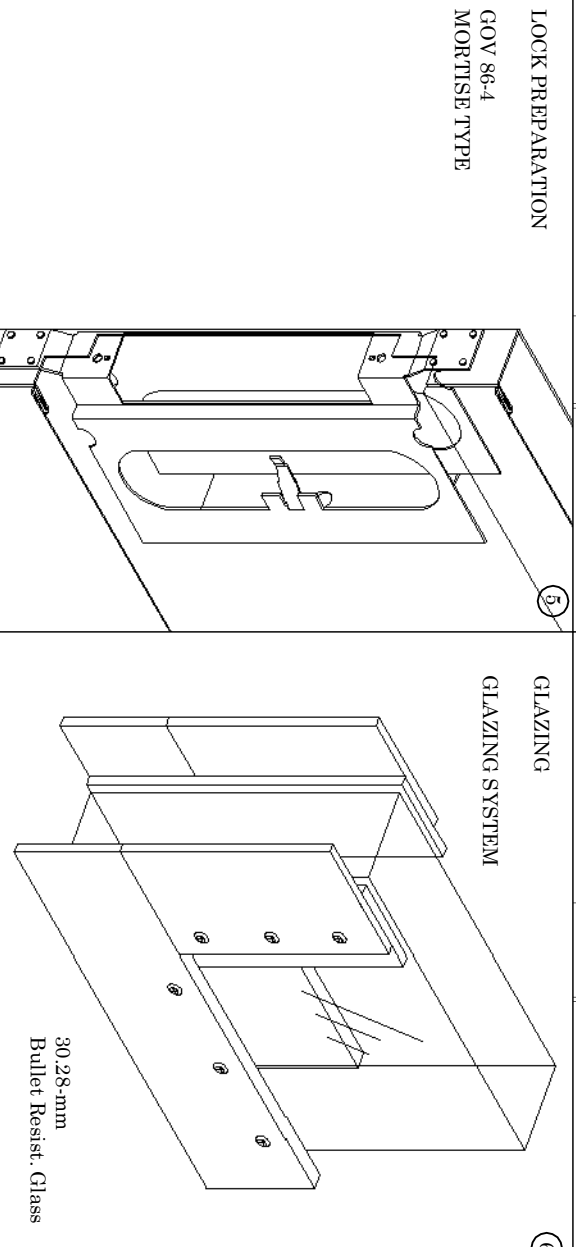
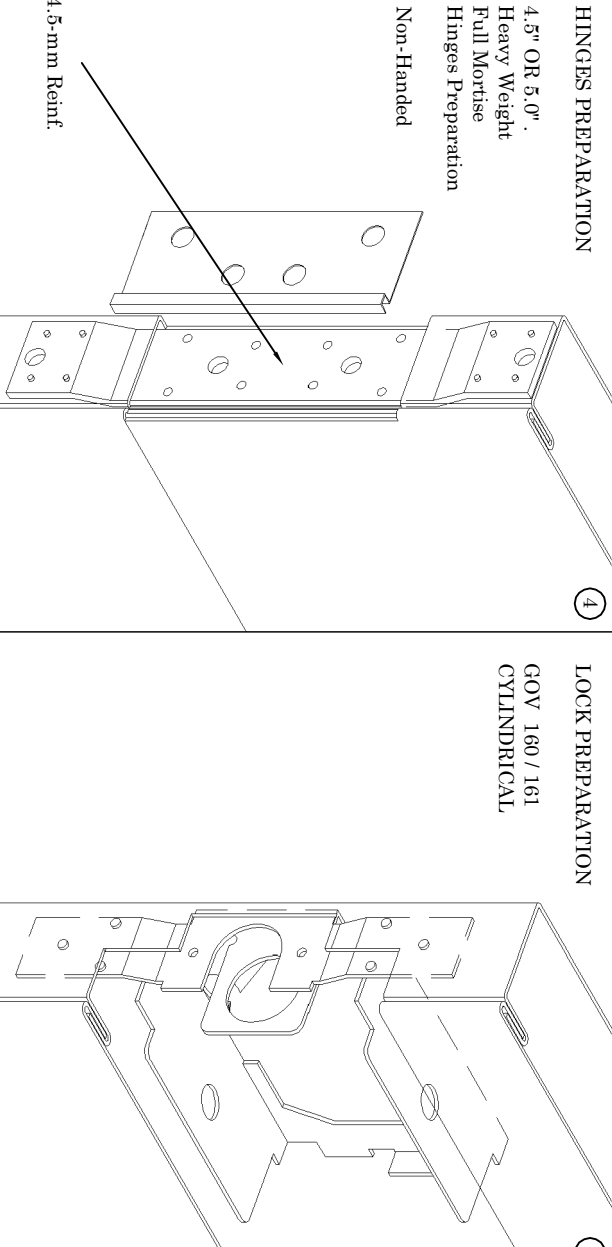
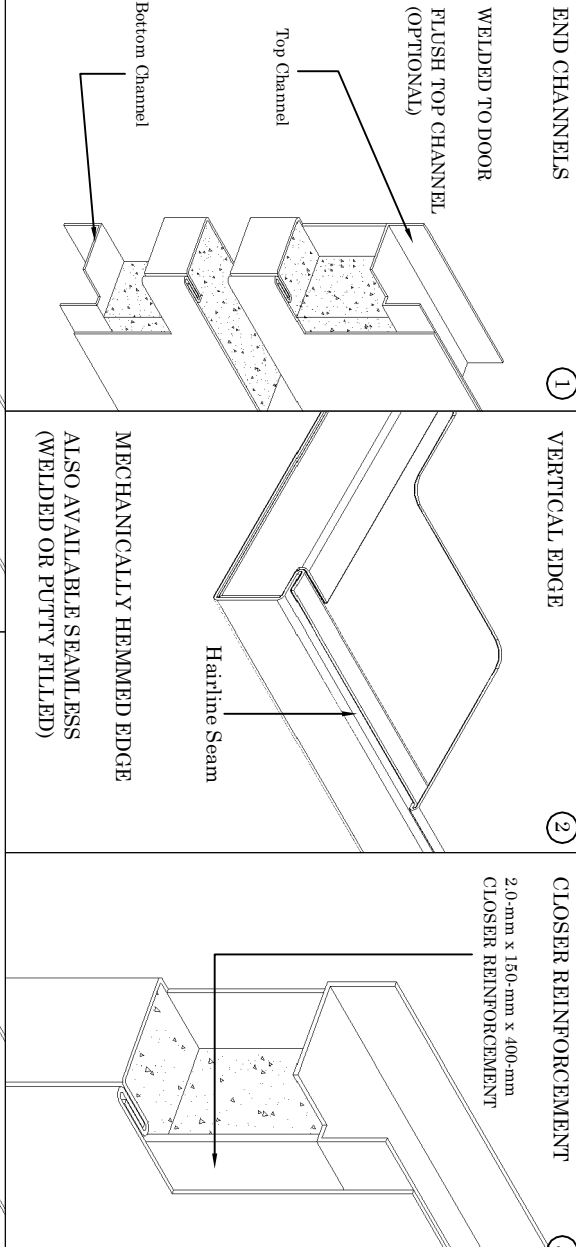



HORIZONTAL SECTIONS

OVERLAPPING ASTRAGAL, STANDARD
 For 44-mm Doors
 3-mm x 50-mm x Length



7

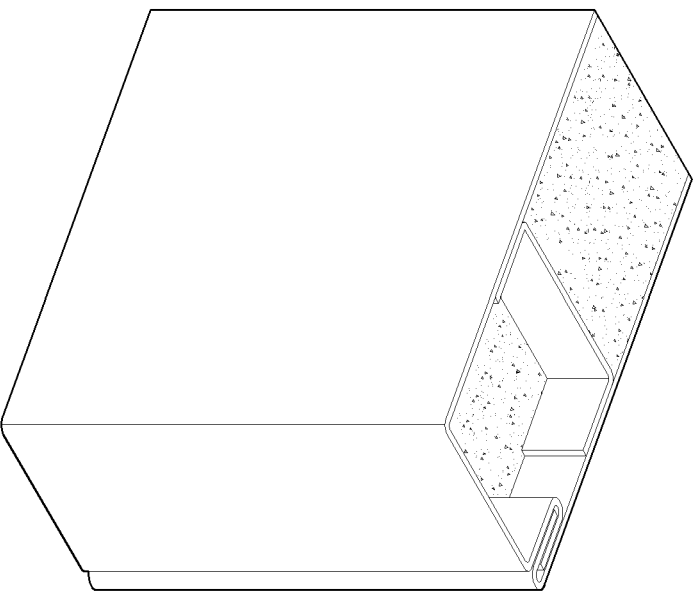




ARCHITECTURAL TECH DATA

P.O. Box 325722 Riyadh 11371 K.S.A
 Tel.: + 966 11 4990113
 Fax: +966 11 2659576
 info@architecturaldoors.com
 www.architecturaldoors.com

"DD" SERIES DETENTION DOOR



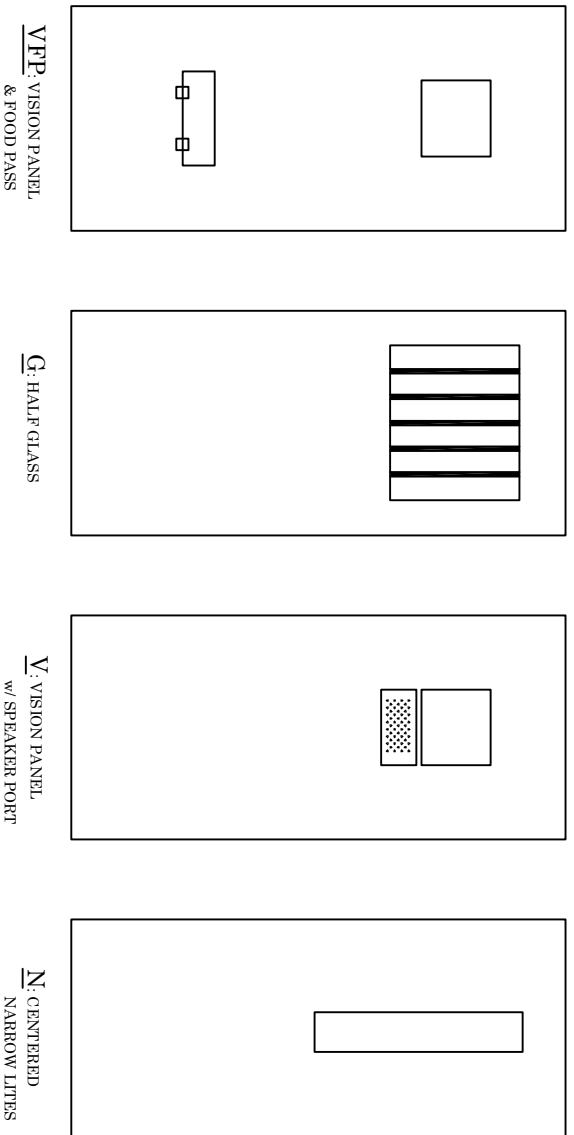
Full Flush Style

Detention Doors are made seamless type. The entire cavity filled with rockwool that insulates the area, placed in-between vertical stiffeners.

Suggested Use:

**Police Station
 Prisons
 Detention Area**

STANDARD DOOR DESIGN



ARCHITECTURAL TECH DATA

P.O. Box 325722 Riyadh 11371 K.S.A
 Tel.: + 966 11 4990113
 Fax: +966 11 2659576
 info@architecturaldoors.com
 www.architecturaldoors.com

STANDARD SIZE NOMINAL DOOR OPENING

WIDTH (mm)		HEIGHT (mm)
SINGLE	DOUBLE	
500	Up to 2440	1950
600		2050
700		2150
800		2250
900		2350
1000		2440
1100		
1200		

PRODUCT SPECIFICATION

51-mm thick steel doors shall conform to the specification of ANSI A250.8-2003/HMMA 861-06/SDI 100

"DD" DETENTION DOORS are made seamless type. Face sheet are commercially quality cold rolled steel conforming to ANSI A1008/A 100M-02, A653/A 653M-01 Galvanized or A666-00 Stainless Steel.

Doors are mechanically interlocked, hemmed, and vertical edges have no visible seam on faces. Vertical steel Stiffener are place 150-mm apart along their length. Rockwool slab insulate the area between stiffeners. The top and bottom doors edge are closed inverted by 2.5mm steel channels welded in place.

GAUGE	1.5-mm	2.0-mm	2.5-mm
-------	--------	--------	--------

FIRE DOORS

LABELING AGENCY: WARNOCK HERSEY

- DESIGN: F. N. V.
- MAX. SIZE 1219x2440-mm SINGLE

FIRE RATING

Conforming to ANSI/NFPA 80-1999

Up to 180 mins
 Pair Door not Allowed

HARDWARE PROVISIONS:

Hinges preparation non handed. Hinges are mortised for, 4-1/2" or 5", heavy weight hinges, 4.5-mm steel reinforcement welded inside the door edge, are drilled and tapped for fastener in accordance with ANSI A156.7-2009. The locked edge has a square edge and is prepared for GOV series 86, 160/161 or 90 locks in accordance with ANSI A115 or Euro lock. hardware reinforcement meet or exceed ANSI/A250.6-2003(R2008)

MATERIAL

COLD-ROLLED STEEL
GALVANIZED STEEL (G90)

PAINT:

Door shall be provided one coat of oven-cured neutral color primer paint. Primer coat shall conform with ANSI A250.10-1998 (R2004). The primer coat is preparatory for necessary finish paint.